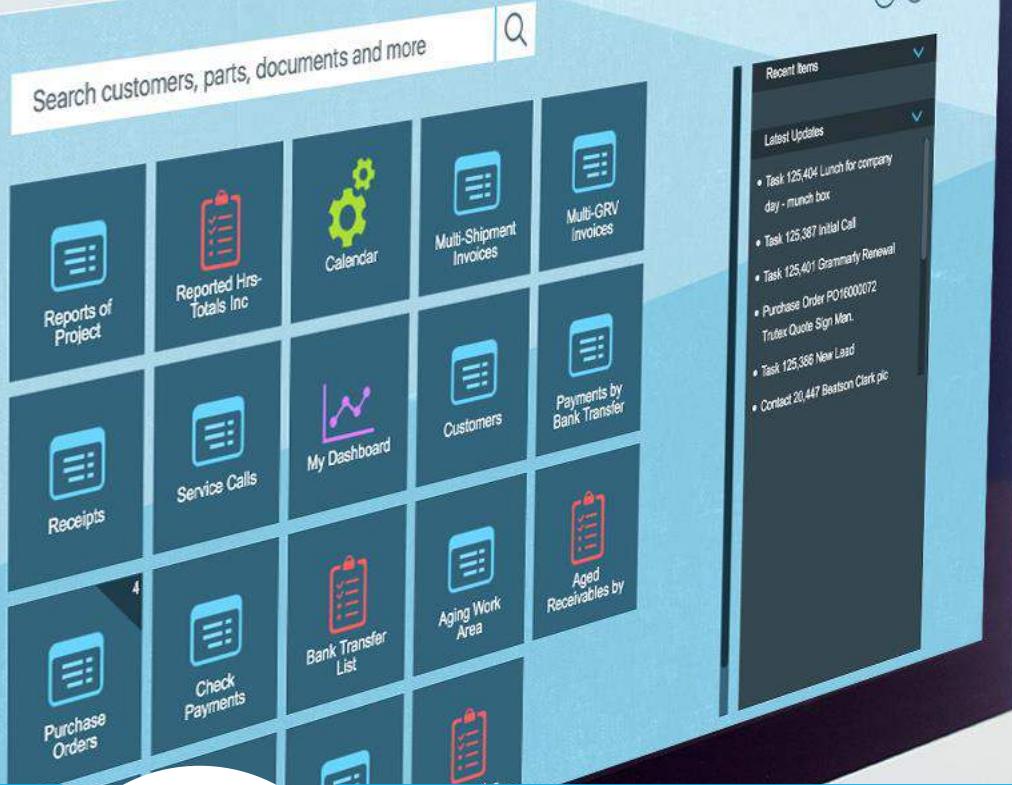




MEDATECH



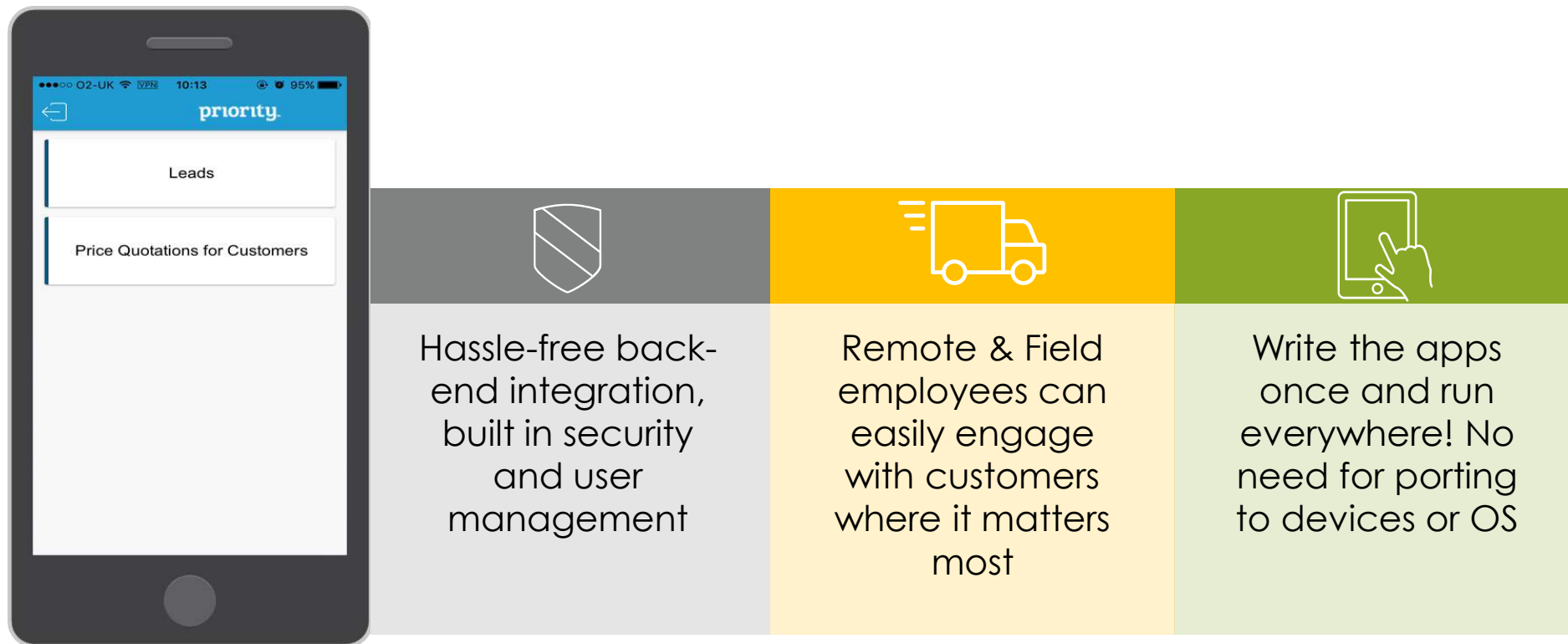
Apps for Out in the Field

Create Easy Mobile Apps From Priority

priority[™]
Authorized Partner *Gold*

It's time for Mobile!

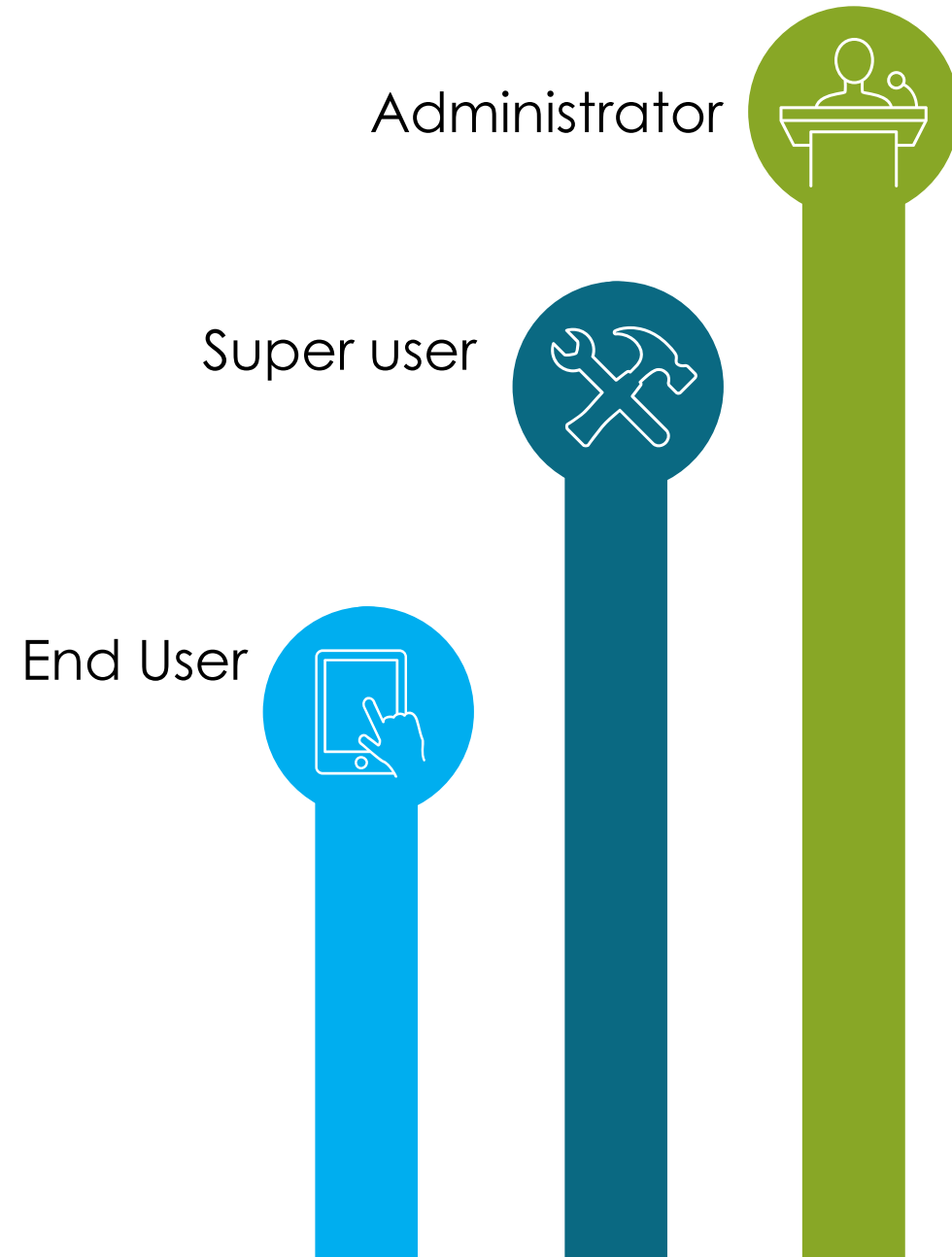
Create effective mobile apps in just minutes! Build awesome customer apps without the need for programming skills, with all the tools you need to manage your digital organisation.



Apps you could create!



3 Aspects of Implementing Apps



Administrator Side

System Management > System Maintenance > Users > User Permissions

User Permissions



User Name	<input type="text" value="Hagith"/>
Redirect E-mail	<input type="text"/>
E-mail Address	<input type="text"/>
Windows Login	<input type="text"/>

Permissions Licenses

Limited License	<input type="checkbox"/>	Storekeeper License	<input type="checkbox"/>
Read-only License	<input type="checkbox"/>	Mobile Storekeeper Lic.	<input type="checkbox"/>
Cashier License	<input type="checkbox"/>	Field Technician License	<input type="checkbox"/>
CRM License	<input type="checkbox"/>	Technician License	<input type="checkbox"/>
Priority Web License	<input type="checkbox"/>	Field Sales License	<input type="checkbox"/>
Enterprise Search Lic.	<input type="checkbox"/>	Salesperson License	<input type="checkbox"/>
File Explorer License	<input type="checkbox"/>	Field Attendance License	<input type="checkbox"/>
API License	<input checked="" type="checkbox"/>	Delivery Tracking License	<input type="checkbox"/>
API Field License	<input type="checkbox"/>	Field Deliv. Tracking Lic.	<input type="checkbox"/>
		Field Proj Reporting Lic.	<input type="checkbox"/>

History of User Permissions

Administrator Side – Monitor usage

System Management > System Maintenance > Software Licenses > View License Details (include API usage)

Transactions per Month			
User Name	Form Type	Qty in Licence	Actual Use
Date: 01/09/17			
Adar	Regular	10,000	4
Hagith	Premium	10,000	24
	Regular	10,000	11
guest1	Premium	10,000	26
	Regular	10,000	24
Date: 01/10/17			
Hagith	Premium	10,000	4
	Regular	10,000	3

Super user Side – Create an App

System Management > Generators > Applications > Application Generator

Application Generator

*Application Name	Title	Language	Language
ZEMG_SERVICE	▼ vice Engineers	2	British English

App name

App Title
(shown on
app)

App
language

Super user Side – Create an App

System Management > Generators > Applications > Application Generator

Forms in Application				
*Type	*Form Name	Title	Upper-level Form	Order
F	DOCUMENTS_Q	Service Calls	DOCUMENTS_Q	1
F	DOCUMENTS_DCONT	Customer Details	DOCUMENTS_Q	2
F	DOCTEXT_Q_2	Details of Malfunction	DOCUMENTS_Q	3
F	TRANSORDER_Q	Service Report-Parts	DOCUMENTS_Q	4
F	TRANSORDER_QW	Service Report-Labor	DOCUMENTS_Q	5
F	DOCTEXT_Q	Description of Repair	DOCUMENTS_Q	6
F	EXTFILES	Attachments	DOCUMENTS_Q	6
F	CINVOICES	Multi-Shipment Invoices	CINVOICES	7
F	CINVOICEITEMS	Invoice Items	CINVOICES	8

First
form +
sub
forms

Second
form +
sub
form

F (for 'form')

Form name

Upper level form

Order on app

Super user Side – Create an App

System Management > Generators > Applications > Application Generator

Form Columns							
Position	Preview	Record	Search	Barcode	Form Column Name	Column Title	Read Only
1	<input checked="" type="checkbox"/>	<input checked="" type="checkbox"/>	<input type="checkbox"/>	<input type="checkbox"/>	CUSTNAME	Customer Number	M
2	<input checked="" type="checkbox"/>	<input checked="" type="checkbox"/>	<input checked="" type="checkbox"/>	<input type="checkbox"/>	CDES	Customer Name	
3	<input checked="" type="checkbox"/>	<input checked="" type="checkbox"/>	<input type="checkbox"/>	<input type="checkbox"/>	DCODE	Customer Site	
3	<input checked="" type="checkbox"/>	<input checked="" type="checkbox"/>	<input type="checkbox"/>	<input type="checkbox"/>	CALLSTATUSCODE	Call Status	M
4	<input checked="" type="checkbox"/>	<input checked="" type="checkbox"/>	<input type="checkbox"/>	<input type="checkbox"/>	CODEDES	Site Description	R
5	<input type="checkbox"/>	<input checked="" type="checkbox"/>	<input type="checkbox"/>	<input type="checkbox"/>	STARTDATE	Date Opened	M
6	<input checked="" type="checkbox"/>	<input checked="" type="checkbox"/>	<input checked="" type="checkbox"/>	<input type="checkbox"/>	DOCNO	Call Number	R
7	<input checked="" type="checkbox"/>	<input checked="" type="checkbox"/>	<input type="checkbox"/>	<input type="checkbox"/>	SERNUM	Serial Number	
8	<input type="checkbox"/>	<input checked="" type="checkbox"/>	<input type="checkbox"/>	<input type="checkbox"/>	WARDATEFINAL	End of Warranty	R
9	<input type="checkbox"/>	<input checked="" type="checkbox"/>	<input type="checkbox"/>	<input type="checkbox"/>	CONTNUM	Contract Number	

Fields
order

Show on
Preview

Show on
insert/edit mode

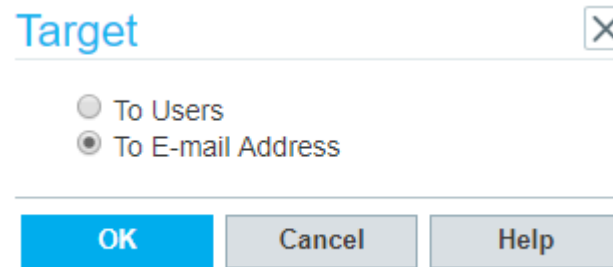
Enable search
on this field

Enable barcode
scan (camera)

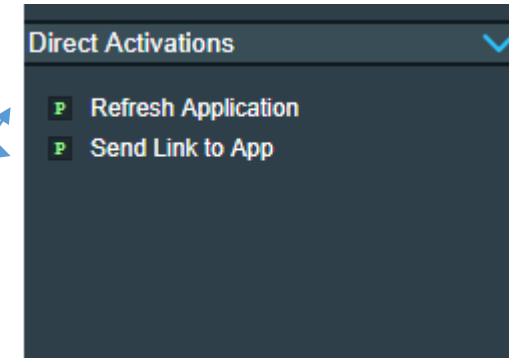
Super user Side – Create an App

System Management > Generators > Applications > Application Generator

- When the App is ready, use the direct activation 'Send Link to App' to send to users or emails

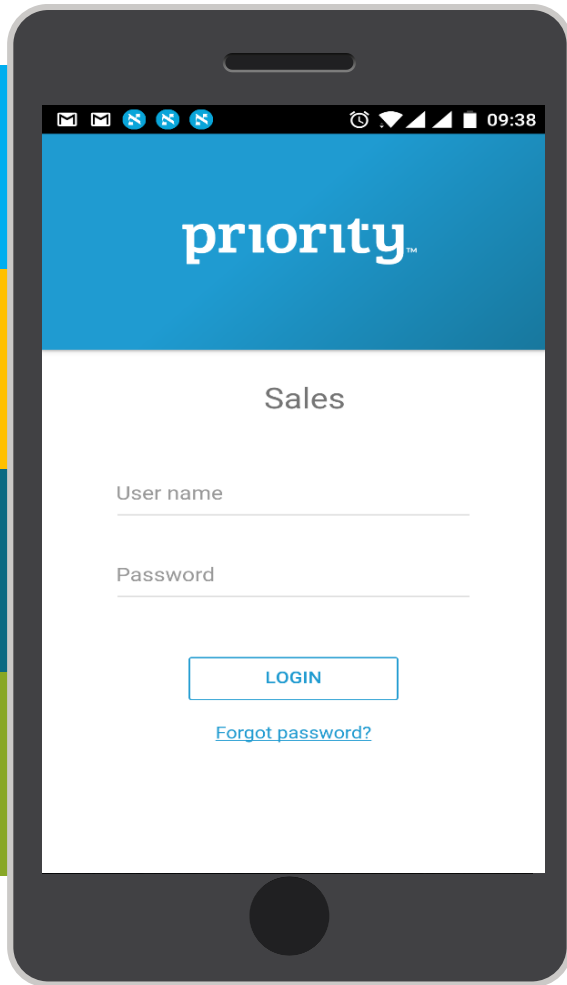


A dialog box titled "Target" with a close button (X) in the top right corner. It contains two radio button options: "To Users" and "To E-mail Address", with "To E-mail Address" being selected. At the bottom, there are three buttons: "OK" (highlighted in blue), "Cancel", and "Help".



- When making a change to the App, use 'Refresh Application' to send an automatic update.

Users



Install 'Priority Master' (App store)

Open the app and click on 'Scan'

Scan the barcode from the email

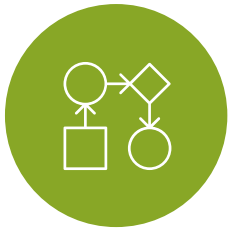
Log in and start working




Important Information



From version 18 up



Requires special licence (API)




Standard look and feel



Currently only works with forms
(no reports, Direct activations,
label printing etc.)



As default, the form will show all records,
so it is recommended to create a
default query to limit the initial search



Same user can be logged in
simultaneously on many devices
(up to 5)



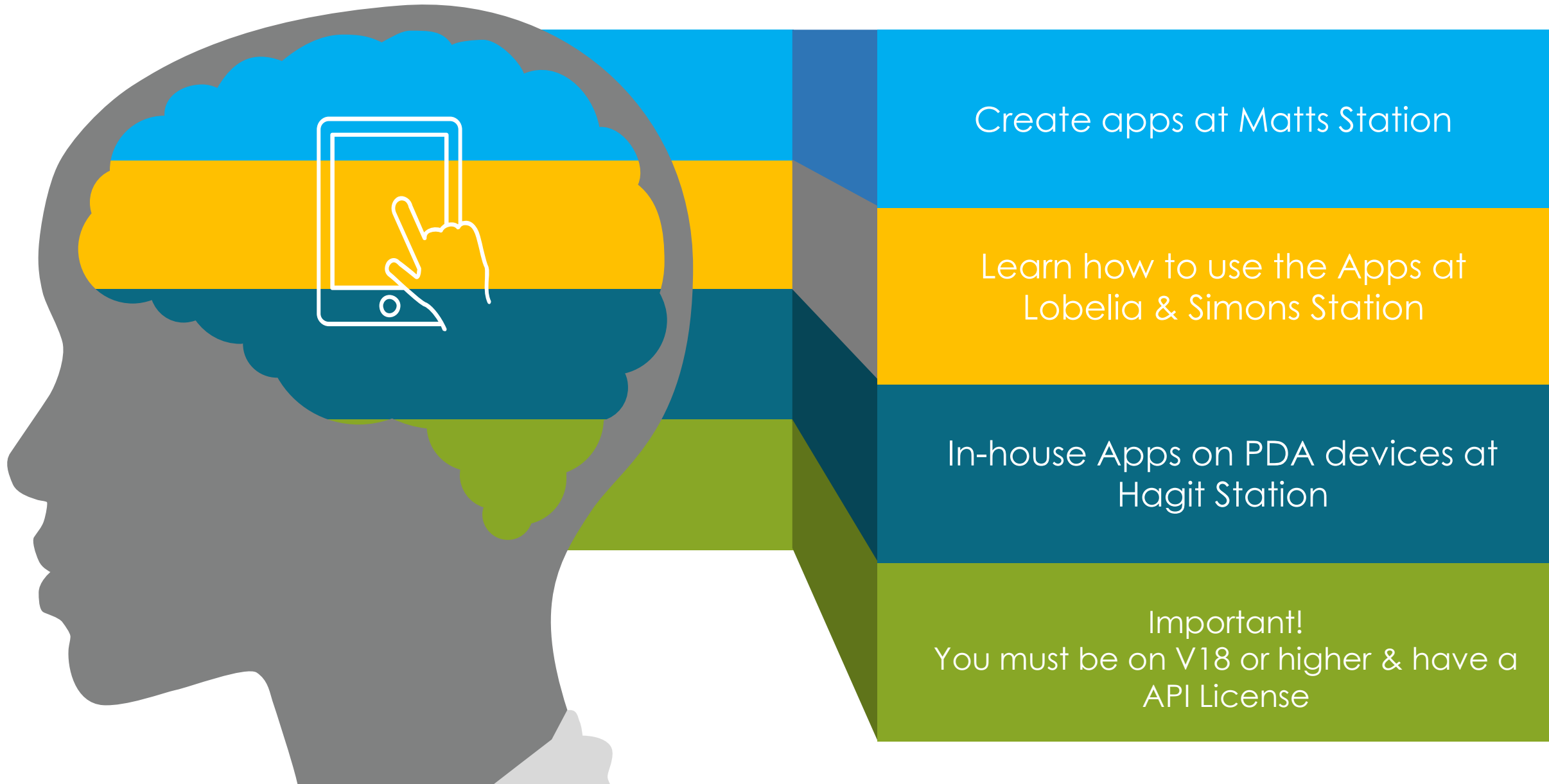
Can attach pictures taken by phone



Requires Internet access to work

Hands On Demo!

MEDATECH



Create apps at Matts Station

Learn how to use the Apps at
Lobelia & Simons Station

In-house Apps on PDA devices at
Hagit Station

Important!
You must be on V18 or higher & have a
API License

To use the app

Scan the QR codes on the tables



Deliveries



Sales



Service
Engineers



Shopfloor



Warehouse

Use the Credentials on the tables to log in & play

User: guest1 – guest75

Password: guest1- guest75